




Summit Creek EL397 - 2005					
CUTTING AND FINAL PLAN SUMMARY					
Line		Total	Access		Total
Newcut Handcut (1.50m)		193.49 km	Newcut Handcut (1.50m)		4.23 km
Natural Openings (1.50m)		2.92 km			
Total		196.41 km	Total		4.23 km

PARAMETERS

Total Number of Shots: 1,330
Total Number of Receivers: 6,598
Source Point Interval: 150 m
Receiver Point Interval: 25 m
Source Line Interval: N/A
Receiver Line Interval: N/A
Total Length of Source Lines: 196.41 km
Total Length of Receiver Lines: 196.41 km
Total Line Kilometers: 196.41 km
Program Area: N/A